

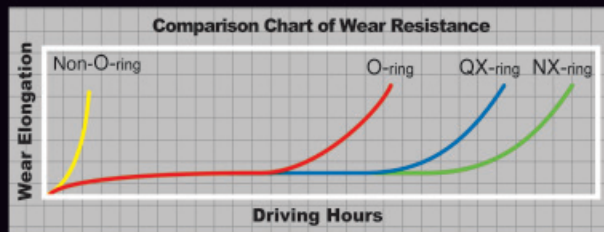
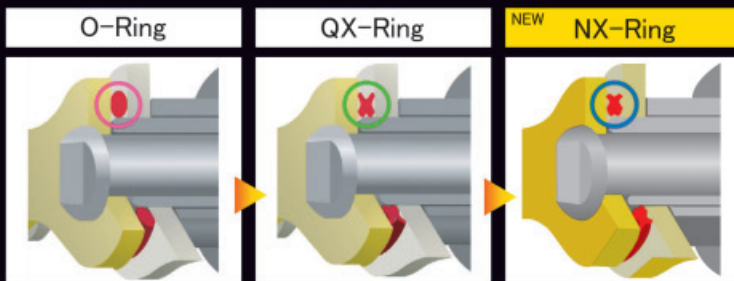


PRODUCT CATALOG



Quadra-X Ring (QX-Ring)

QX-Ring design reduces friction by 40% compared to O-ring. Lab tests show the QX-ring chains last 50% longer than a standard O-ring chain. New NX-ring chains last 15% longer than QX-ring chain !



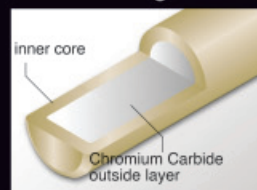
Color Options

EK offers some chains in special powder coated colors.



CRH Pin Treatment


EK's exclusive CRH pin treatment provides an extremely hard outside coating and softer inside to increase strength and reduce chain wear. The Chromium Carbide pin surface coating also offers superior impact and shock absorption while reducing oxidation caused by nature's elements.






New Screw Type Master Link (SLJ)

EK's new screw type master links do not require any special tools for installation. This unique patented link gives a rivet-like fit, using only a wrench and a pair of pliers.



Lightening Holes

Lightening holes in the side plates reduce the chain's overall weight by 3%, without compromising tensile strength. These holes also extend the service life by dissipating heat and helping reduce dirt and mud build-up.



Chain Cutting & Riveting Tool

EK's chain tool is machined from solid billet hardened steel and designed to last for a lifetime of service. This tool can be used to drive out pins when removing old chains and installing your new chain with the included clamping plates.



Icon Instruction

Feature



NX-Ring



QX-Ring



O-Ring



SX-Ring*



Lightening Hole



CRH

*Narrow QX-Ring

Category



Road Race



Street



Off Road



Supermoto



Motocross

Type Of Connecting Link

To find out what type of connecting link comes standard with your chain or what type of links are optional, please refer to the specification chart of each chain.

SPJ

Clip-Type (slip fit)

Easy to install. Comes standard with some nonsealed light-duty chains. Can be installed with a standard pair of pliers. Comes standard with motocross chains.

SKJ

Clip-Type (semi-press fit)

The SKJ is easy to install and very similar to a standard SPJ link. The SKJ's re-designed link plate requires additional pressure to push onto the connecting pins but offers increased dependability and a tighter fit. Comes standard with off-road and drag racing chains. Can be easily installed with a standard pair of pliers.

MLJ

Rivet-Type

The MLJ is our most dependable connecting link, more commonly used on street machines. Requires special riveting tool to install.

SLJ

Screw Type

The SLJ is easy to install and a very dependable alternative. Patented mechanism allows easy installment with a wrench and a pair of pliers. Available only for selected sealed chains.

Limited Warranty

EK O-ring and Quadra-X ring chains are warranted against defects in materials and workmanship for 24 months/unlimited mileage (for street use) or 12 months/unlimited mileage (for off-road use). This warranty is not applicable in any of the following cases:

1. Any applications other than those recommended by EK Chain and motorcycle owners manual
2. Use in competitive events
3. Use on motorcycles that have been modified in any way
4. Improper installment
5. Maintenance neglect including but not limited to lack of or improper lubrication, sprocket misalignment, and improper chain adjustment
6. Normal Wear

ZVX3 Series



The Pinnacle of Chain Technology

- * Ultra Strong : ZVX3 series chains easily surpasses every other brand with a tensile strength of 11,100 lbs.
- * New ZX-ring : Adopted new ZX-ring and lasts 15% longer than ZVX series
- * Minimizing the clearance between the plates : Improved stiffness and weight (4.85/100 lbs)

Chain	Pin		Roller Dia. (mm)	Plate Thickness		Tensile		Wear Life Index Std. As 100	Weight		Disp.		Standard Connecting Link	Optional Connecting Link
	Dia.	Length		Inner	Outer	Strength			100 links		Max cc's			
	(mm)	(mm)	(mm)	(mm)	(mm)	(lbs.)	(kN)	(lbs.)	(kg)	Street	Dirt			
520ZVX3	5.38	20.80	10.20	2.2	2.4	9,400	41.8	2,000	3.97	1.80	1,200	NA	MLJ	SLJ
525ZVX3	5.38	23.10	10.20	2.4	2.6	10,300	45.8	2,000	4.52	2.05	1,300	NA	MLJ	SLJ
530ZVX3	5.38	24.70	10.20	2.4	2.6	11,100	48.9	2,000	4.85	2.20	1,400	NA	MLJ	SLJ

*Available for standard, gold, chrome, colors (red / blue / green / yellow / purple / orange / pink / white) and metallic colors (red / blue / green / orange / purple).

MVXZ Series



Our Supreme Quadra-X Ring Chains, The Ideal OE Replacement

EK's MVXZ Quadra-X Ring chain is the ideal replacement chain for any 600 to 1000cc street bike. Features like lightening holes in the sideplates, large-diameter pins, and friction-reducing Quadra-X Rings help ensure high-performance and from 1.5 to 2 times increased wear life when compared to a standard O-Ring chain.

Chain	Pin		Roller Dia. (mm)	Plate Thickness		Tensile		Wear Life Index Std. As 100	Weight		Disp.		Standard Connecting Link	Optional Connecting Link
	Dia.	Length		Inner	Outer	Strength			100 links		Max cc's			
	(mm)	(mm)	(mm)	(mm)	(mm)	(lbs.)	(kN)	(lbs.)	(kg)	Street	Dirt			
520MVXZ	5.38	21.50	10.20	2.2	2.2	9,000	40.0	1,500	3.99	1.81	1,000	750	MLJ	SKJ, SLJ
525MVXZ	5.38	23.00	10.20	2.2	2.2	9,300	41.3	1,500	4.21	1.91	1,000	750	MLJ	SLJ
530MVXZ	5.38	24.60	10.30	2.2	2.2	9,300	41.3	1,500	4.46	2.02	1,000	750	MLJ	SLJ

*Available for standard, gold, chrome, colors (red / blue / green / yellow / purple / orange / pink / white) and metallic colors (red / blue / green / orange / purple).

SRX2 Series



The Ultimate Sport Bike Chain

The SRX2 series chains are an excellent value for any street machine. The SRX2 chains feature lightening holes, reduced friction and Quadra X-Ring design which increases chain life from 1.5 to 2 times longer than a standard O-Ring chain.

Chain	Pin		Roller Dia. (mm)	Plate Thickness		Tensile		Wear Life Index Std. As 100	Weight		Disp.		Standard Connecting Link	Optional Connecting Link
	Dia.	Length		Inner	Outer	Strength			100 links		Max cc's			
	(mm)	(mm)	(mm)	(mm)	(mm)	(lbs.)	(kN)	(lbs.)	(kg)	Street	Dirt			
520SRX2	5.38	19.95	10.16	2.0	2.0	8,500	37.8	1,500	3.46	1.57	750	650	MLJ/SLJ	SKJ
525SRX2	5.38	22.35	10.20	2.2	2.2	9,000	40.0	1,500	4.10	1.86	1,000	750	MLJ/SLJ	-
530SRX2	5.38	24.00	10.20	2.2	2.2	9,000	40.0	1,500	4.32	1.96	1,000	750	MLJ/SLJ	-

* Available for standard, gold.

Pitch 520/525/530/532=15.875mm Width 520=6.35mm, 525=7.94mm, 530/532=9.53mm

SRO Series



A Quality O-Ring Chain At An Affordable Price

The SRO series chains offer a value-priced O-ring chain that will not compromise on quality or durability. Features include lightening holes*, high-tech heat-treated steel alloys and all the exact same quality and craftsmanship that EK puts into their entire product line.

Chain	Pin		Roller Dia. (mm)	Plate Thickness (mm)		Tensile Strength		Wear Life Index (Std. As 100)	Weight 100 links		Disp. Max cc's		Standard Connecting Link	Optional Connecting Link
	Dia. (mm)	Length (mm)		Inner (mm)	Outer (mm)	(lbs.)	(kN)		(lbs.)	(kg)	Street	Dirt		
420SRO	3.96	17.30	7.77	1.5	1.5	4,300	19.1	1,000	1.71	0.78	100	100	SKJ	-
428SROZ	4.50	20.80	8.51	1.8	1.8	5,300	23.5	1,000	2.27	1.03	250	200	SKJ	-
520SRO6	5.38	19.95	10.16	2.0	2.0	8,500	37.8	1,000	3.46	1.57	650	650	MLJ	SKJ
525SROZ2	5.38	22.35	10.20	2.2	2.2	9,000	40.0	1,000	4.10	1.86	750	650	MLJ	-
530SROZ2	5.38	24.00	10.20	2.2	2.2	9,000	40.0	1,000	4.32	1.96	900	750	MLJ	-
630SRO	5.95	25.15	11.91	2.4	2.4	10,120	45.0	1,000	5.90	2.68	1,000	NA	MLJ	-

*420SRO and 428SROZ do not utilize lightening holes
*Gold available : 520SRO5, 525SROZ and 530SROZ

General Purpose Non-Sealed Chain

SR Series

Heavy Duty



EK's heavy duty non-sealed chains offer another option for for smaller displacement motorcycle owners. The heavy duty version of our non-sealed chains offer increased wear life compared to the standard non-sealed versions.

Chain	Pin		Roller Dia. (mm)	Plate Thickness (mm)		Tensile Strength		Wear Life Index (Std. As 100)	Weight 100 links		Disp. Max cc's		Standard Connecting Link	Optional Connecting Link
	Dia. (mm)	Length (mm)		Inner (mm)	Outer (mm)	(lbs.)	(kN)		(lbs.)	(kg)	Street	Dirt		
420SR	3.96	16.30	7.77	1.5	1.5	4,520	20.1	120	1.65	0.75	80	80	SPJ	-
428SR	4.50	17.40	8.51	1.5	1.5	4,900	21.8	120	1.98	0.90	125	80	SPJ	-
520SR*	5.08	18.50	10.16	2.0	2.0	8,000	35.6	200	3.23	1.47	350	250	SPJ	-
525SR*	5.08	20.20	10.16	2.0	2.0	8,000	35.6	200	3.41	1.55	400	NA	SPJ	-
530SR*	5.08	21.30	10.16	2.0	2.0	8,000	35.6	200	3.71	1.69	400	NA	SPJ	-

*Equipped with solid bushing

H Series

Heavy Duty



Chain	Pin		Roller Dia. (mm)	Plate Thickness (mm)		Tensile Strength		Wear Life Index (Std. As 100)	Weight 100 links		Disp. Max cc's		Standard Connecting Link	Optional Connecting Link
	Dia. (mm)	Length (mm)		Inner (mm)	Outer (mm)	(lbs.)	(kN)		(lbs.)	(kg)	Street	Dirt		
420H	3.96	16.65	7.77	2.0	2.0	4,300	19.1	120	2.01	0.91	80	80	SPJ	-
428H	4.47	18.15	8.51	1.8	1.8	4,900	21.8	120	2.07	0.94	125	80	SPJ	-
520H	5.08	18.85	10.16	2.4	2.4	7,700	34.3	120	3.67	1.66	350	250	SPJ	-
525H	5.08	20.45	10.16	2.4	2.4	7,700	34.3	120	3.83	1.74	400	NA	SPJ	-
530H	5.08	22.05	10.16	2.4	2.4	7,700	34.3	120	4.05	1.84	400	NA	SPJ	-

Standard Series



EK's standard non-sealed chains are manufactured to meet or exceed our strict quality control requirements. Almost any small motorcycle can now benefit from EK's race proven product line. EK's commitment to providing a top quality product at a reasonable price is second to none.

Chain	Pin		Roller Dia. (mm)	Plate Thickness (mm)		Tensile Strength		Wear Life Index (Std. As 100)	Weight 100 links		Disp. Max cc's		Standard Connecting Link	Optional Connecting Link
	Dia. (mm)	Length (mm)		Inner (mm)	Outer (mm)	(lbs.)	(kN)		(lbs.)	(kg)	Street	Dirt		
420	3.96	14.70	7.77	1.5	1.5	4,300	19.1	100	1.59	0.72	80	80	SPJ	-
428	4.44	16.30	8.51	1.5	1.5	4,400	19.5	100	1.79	0.81	100	80	SPJ	-
520	5.08	17.30	10.16	2.0	2.0	7,400	32.9	100	3.25	1.46	250	125	SPJ	-
525	5.08	18.90	10.16	2.0	2.0	7,400	32.9	100	3.42	1.54	350	NA	SPJ	-
530	5.08	20.50	10.16	2.0	2.0	7,400	32.9	100	3.67	1.67	350	NA	SPJ	-
630	5.95	22.65	11.91	2.4	2.4	11,000	48.9	100	5.62	2.55	750 pre 80's	NA	SPJ	-

Pitch 420/428=12.7mm, 520/525/530=15.875mm, 630=19.05mm Width 420/520=6.35mm, 428/525=7.94mm, 530/630=9.53mm

Motocross

All EK motocross chains utilize our CRH pin treatment which provides an extremely hard outside coating and softer inside to increase strength and reduce chain wear.



Chain	Pin		Roller Dia. (mm)	Plate Thickness		Tensile Strength		Wear Life Index Std. As 100	Weight 100 links		Disp. Max cc's		Standard Connecting Link	Optional Connecting Link
	Dia. (mm)	Length (mm)		Inner (mm)	Outer (mm)	(lbs.)	(kN)		(lbs.)	(kg)	Street	Dirt		
420SH	3.96	17.30	7.77	2.0	2.0	5,200	23.1	400	2.22	1.01	NA	100	SPJ	-
428SHDR	4.50	19.00	8.51	1.8	1.8	5,000	22.2	400	2.27	1.03	NA	200	SPJ	SKJ
520MRD7	5.24	17.50	10.16	2.0	2.0	8,900	39.7	400	3.35	1.52	250	500 (4st.)	SPJ	MLJ

*420SH & 428SHDR do not utilize lightening holes

*420SH / 428SHDR : Gold also available

*520MRDL6 / 520MRD6 : Available for standard, gold, colors (red / blue / green / yellow / purple / orange / pink / white) and metallic colors (red / blue / green / orange / purple).

Drag Bikes

The Undisputed Leader In Drag Racing Technology

EK has been known as the "legend of drag racing chains." In the drag racing community, EK is the only reliable choice for serious racers who desire to break records in any class. When it comes to drag racing, no other chain manufacturer can match EK's record for dependability, strength and having the fastest chain in the world! From professional top fuel drag racers to local amateurs, everyone agrees EK is the only logical choice.



Chain	Pin		Roller Dia. (mm)	Plate Thickness		Tensile Strength		Wear Life Index Std. As 100	Weight 100 links		Disp. Max cc's		Standard Connecting Link	Optional Connecting Link
	Dia. (mm)	Length (mm)		Inner (mm)	Outer (mm)	(lbs.)	(kN)		(lbs.)	(kg)	Street	Dirt		
530DR2	5.38	23.00	10.20	2.4	2.4	10,500	46.7	200	4.75	2.16	250HP	-	SKJ	MLJ
530DRZ2	5.64	24.80	10.20	3.2	2.6	11,500	51.1	200	5.35	2.43	300HP	-	SKJ	MLJ
630MS	5.95	25.15	11.91	3.2	3.2	11,880	52.8	130	6.78	3.08	500HP	-	SPJ	-
630SHB	7.50	27.70	11.91	4.0	3.2	15,800	70.2	200	9.52	4.33	500HP	-	SPJ	-
630SHBZ	7.50	41.60	11.91	4.0	3.2	30,000	133.0	200	19.54	8.88	750HP	-	SPJ	-

*530DR2 and 530DRZ2 are equipped with CRH pin

*530DR2 / 530DRZ2 / 630MS : Chrome also available

Road Race / Off Road / Supermoto

Sealed Chain (QX-Ring)



When second place isn't an option, choose an RXO series chain. The RXO's race proven design is a product of countless hours of testing and actual road races.

Chain	Pin		Roller Dia. (mm)	Plate Thickness		Tensile Strength		Wear Life Index Std. As 100	Weight 100 links		Disp. Max cc's		Standard Connecting Link	Optional Connecting Link
	Dia. (mm)	Length (mm)		Inner (mm)	Outer (mm)	(lbs.)	(kN)		(lbs.)	(kg)	Street	Dirt		
520RXO	5.38	20.50	10.20	2.0	2.0	8,500	37.8	1,000	3.56	1.62	1,000	750	MLJ	-

*Available for gold only

Sealed Chain (SX-Ring)



RXO/SM feature an incredibly narrow 18.90mm chain width (the narrowest of any 520 sealed chains) without sacrificing strength or dependability.

Chain	Pin		Roller Dia. (mm)	Plate Thickness		Tensile Strength		Wear Life Index Std. As 100	Weight 100 links		Disp. Max cc's		Standard Connecting Link	Optional Connecting Link
	Dia. (mm)	Length (mm)		Inner (mm)	Outer (mm)	(lbs.)	(kN)		(lbs.)	(kg)	Street	Dirt		
520RXO/SM	5.24	18.90	10.16	2.0	2.0	8,630	38.4	1,000	3.40	1.54	600	500	SKJ	MLJ

*Available for gold only

Non-Sealed



Because these chains do not use sealing rings, you will benefit from reduced friction and increased performance making them ideal for sprint racers.

The RX chains are similar to the RXO line without the Quadra-X Ring seals, saving nearly half-a-pound versus their sealed counterparts.

Chain	Pin		Roller Dia. (mm)	Plate Thickness		Tensile Strength		Wear Life Index Std. As 100	Weight 100 links		Disp. Max cc's		Standard Connecting Link	Optional Connecting Link
	Dia. (mm)	Length (mm)		Inner (mm)	Outer (mm)	(lbs.)	(kN)		(lbs.)	(kg)	Street	Dirt		
415SHDR	3.96	13.20	7.77	1.5	1.5	4,600	20.4	200	1.51	0.68	125	85	SPJ	-
520RX	5.38	17.20	10.20	1.8	1.8	8,400	37.3	400	3.11	1.41	600	500	MLJ	SKJ
530RX	5.38	22.00	10.20	2.2	2.2	9,400	41.8	200	4.12	1.87	750	NA	MLJ	SKJ

*1 520RX, 530RX only *2 520RX only

*Available for gold only

Pitch 415/420/428=12.7mm, 520/530=15.875mm, 630=19.05mm

Width 415=4.76mm, 420/520=6.35mm, 428=7.94mm, 530/630=9.53mm

General Chain Application

Series	Chain	Street	Dirt	80cc	100cc	125cc	150cc	250cc	350cc	400cc	650cc	750cc	900cc	1000cc	1100cc	1200cc	1300cc	1400cc
ZVX3 Series	520ZVX3	1,200	X															
	525ZVX3	1,300	X															
	530ZVX3	1,400	X															
MVXZ Series	520MVXZ	1,000	750															
	525MVXZ	1,000	750															
	530MVXZ	1,000	750															
SRX2 Series	520SRX2	750	650															
	525SRX2	1,000	750															
	530SRX2	1,000	750															
SRO Series	420SRO	100	100															
	428SROZ	250	200															
	520SRO6	650	650															
	525SROZ2	750	650															
	530SROZ2	900	750															
	630SRO	1,000	X															
SR Series (Heavy Duty)	420SR	80	80															
	428SR	125	80															
	520SR	350	250															
	525SR	400	X															
	530SR	400	X															
H Series (Heavy Duty)	420H	80	80															
	428H	125	80															
	520H	350	250															
	525H	400	X															
Standard Series	530H	400	X															
	420	80	80															
	428	100	80															
	520	250	125															
	525	350	X															
	530	350	X															
	630	750 pre 80's	X															

Category Application

Series	Street	Off Road	Motocross	Drag Race	Road Race
ZVX3 Series	●				
MVXZ Series	●	●			●
SRX2 Series	●	●			
SRO Series	●				
SR Series (Heavy Duty)	●				
H Series (Heavy Duty)	●				
Standard Series	●			*	
420SH			●		●
428SHDR			●		●
520MRDL6			●		
520MRD6			●		
530DR2				●	
530DRZ2				●	
630MS				●	
630SHB				●	
630SHBZ				●	
520RXO		●			●
520RXO/SM		●			●
415SHDR			●		●
520RX					●
530RX					●

* 630 can be used for Drag Race.

- The above application chart is for reference only. Please check the chain size and length at the time of chain selection.
- Please consult with the dealer or read the manual for the chain maintenance.
- Chain specification may change without pre-notification for the quality improvement.
- All the data on this catalogue is based on our measurement as of 9/01/13.



Manufactured by :
Enuma Chain Mfg. Co., Ltd.
 300 Kamikawasaki-machi
 Kaga-shi, Ishikawa
 922-8678, Japan
 URL: www.ekchain.jp
 E-mail: export@enuma.co.jp

US Sales Office :
EK USA, Inc.
 5151 W. Oquendo Road
 Las Vegas, NV 89118
 Phone : 702-201-1234
 Fax : 702-201-1414
 URL : www.ekchain.us
 E-mail : info@ekchain.us

Distributed by: